



Likhmi Consulting Limited

CIN NO.: L45209WB1982PLC034804

Regd. Off.: 62A, Dr. Meghnad Shah Sarani, Room No. 1, 2nd Floor, Southern Avenue, Kolkata - 700029
Phone: +91-82320 99092 | Email: info@likhamiconsulting.com | Website: www.likhamiconsulting.com

Date: 18th October, 2019

To
The Secretary,
The Calcutta Stock Exchange Limited,
7, Lyons Range,
Kolkata-700001

To
Dy. General Manager,
Corporate Relationship Department,
BSE Limited,
P.J. Tower, Mumbai-400001

Dear Sir,


Sub : Submission of Distribution of Share Holding Pattern as per Regulation 31 (1) (b) of the SEBI (Listing Obligations and Disclosure Requirements) Regulations, 2015

Pursuant to Regulation 31(1) (b) of SEBI (Listing Obligations and Disclosure Requirements) Regulations, 2015 please find the attached distribution of shareholding pattern of the Company for the quarter ended 30th September, 2019.

Kindly take the same on record & oblige.

Yours Faithfully

For Likhmi Consulting Limited


Pradip Kumar Ghosh
Whole Time Director
DIN: 07799909

HOLDING OF SPECIFIED SECURITIES ANNEXURE - 1

1. Name of Listing Entity : LIKHAMI CONSULTING LTD & FV 10/-
2. Scrip Code/Name of Scrip/Class of Security- 539927 (BSE) & 029378 (CSE) EQUITY
3. Share Holding Pattern Filed under: Reg. 31(1)(b) SHAREHOLDING AS ON : 30TH SEPTEMBER, 2019
4. Declaration : The Listed entity is required to submit the following declaration to the extent of submission of information :-

| | Particulars | Yes* | No* |
|---|--|------|-----|
| 1 | Whether the Listed Entity has issued any partly paid up shares? | | No |
| 2 | Whether the Listed Entity has issued any Convertible Securities or Warrants? | | No |
| 3 | Whether the Listed Entity has any shares against which depository reseipts are issued? | | No |
| 4 | Whether the Listed Entity has any shares in locked-in? | | No |
| 5 | Whether any shares held by promoters are pledge or otherwise encumbered? | | No |
| 6 | Whether company has equity shares with differential voting rights? | | No |
| 7 | Whether the listed entity has any Significant Beneficiary Owner | | No |

If the Listed Entity selects the option 'No' for the questions above, the columns for the partly paid up shares, Outstanding Convertible Securities/Warrants, depository receipts, locked-in shares, No of shares pledged or otherwise encumbered by promoters, as applicable, shall not be displayed at the time of dissemination on the Stock Exchange website. Also wherever there is 'No' declared by Listed Entity in above table the values will be considered as 'Zero' by default on submission of the format of holding of specified securities.

For Likhami Consulting Limited


Pradi Kumar Ghosh
Whole Time Director
DIN: 07799909

Table I - Summary Statement holding of specified securities

| Category (I) | Category of shareholder (II) | Nos. of share holders (III) | No. of fully paid up equity shares held (IV) | No. of Partly paid-up equity shares held (V) | No. of shares underlying Depository Receipts (VI) | Total Nos. shares held (VII) = (IV)+(V)+(VI) | Shareholding as a % of total shares (Calculated as per SCRR, 1957) (VIII) As a % of (A+B+C2) | No. of voting Rights | | Total as a % of (A+B+C) | No of shares underlying convertible Securities (including warrants) (X) | Shareholding as a % assuming full conversion of convertible securities (as a % of diluted share capital) (XI) = (VII)+(X) as a % of A+B+C2 | Number of Locked in shares (XII) | | Number of shares pledged or otherwise encumbered No. (a) | Number of shares held (b) | Number of equity shares held in dematerialized Form (XIV) |
|--------------|--------------------------------|-----------------------------|--|--|---|--|--|----------------------|---------|-------------------------|---|--|----------------------------------|-----------------------|--|---------------------------|---|
| | | | | | | | | Class X | Class Y | | | | As a % of Total shares held (b) | Total shares held (b) | | | |
| (A) | Promoter and Promoter Group | 9 | 6055300 | 0 | 0 | 6055300 | 60.86 | 0 | 6055300 | 60.86 | 0 | 60.86 | 0 | 0.00 | 0 | 0.00 | 6055300 |
| (B) | Public | 960 | 3894700 | 0 | 0 | 3894700 | 39.14 | 0 | 3894700 | 39.14 | 0 | 39.14 | 0 | 0.00 | N/A | N/A | 1400938 |
| (C) | Non Promoter - Non Public | | | | | | | | | | | | | | | | |
| (C1) | Shares underlying DRs | 0 | 0 | 0 | 0 | 0 | 0.00 | 0 | 0 | 0.00 | 0 | 0.00 | 0 | 0.00 | N/A | N/A | 0 |
| (C2) | Shares held by Employee Trusts | 0 | 0 | 0 | 0 | 0 | 0.00 | 0 | 0 | 0.00 | 0 | 0.00 | 0 | 0.00 | N/A | N/A | 0 |
| | Total | 969 | 9950000 | 0 | 0 | 9950000 | 100 | 9950000 | 9950000 | 100 | 0 | 100 | 0 | 0 | 0 | 0 | 7456238 |

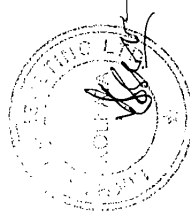


Table II - Statement showing Shareholding Pattern of the Promoter and Promoter Group

| 1 | Category & Name of the Shareholder (I) | PAN (II) | Nos. of share holder s (III) | No. of fully paid up equity shares held (IV) | No. of Partly paid-up equity shares held (V) | No. of Depository Receipts (VI) | Total Nos. shares held (VII) = (IV)+(V)+(VI) | Shareholding % as per SCRR 1957 As a % of (A+B+C2) (VIII) | No of voting Rights held in each class of securities (IX) | | | Total as a % of Total voting rights | No of shares underlying convertible securities (including warrants) (X) | Total Shareholding as a % assuming full Conversion of convertible securities (as a % of diluted share capital) (XI) = (VII)+(X) as a % of A+B+C2 | Number of Locked in shares (XII) | | Number of shares pledged or otherwise encumbered (XIII) | Number of equity shares held in dematerialized Form (XIV) |
|-------------|---|------------|------------------------------|--|--|---------------------------------|--|---|---|---------|---------|-------------------------------------|---|--|----------------------------------|---------------------------------|---|---|
| | | | | | | | | | Class X | Class Y | Total | | | | No.(a) | As a % of Total shares held (b) | | |
| 1 | Indian | | | | | | | | | | | | | | | | | |
| (a) | Individuals/HUFs | | | | | | | | | | | | | | | | | |
| (b) | Central Govt./State Govt. | | | | | | | | | | | | | | | | | |
| (c) | Financial Institutions/Banks | | | | | | | | | | | | | | | | | |
| (d) | Any Other | | | | | | | | | | | | | | | | | |
| d(1) | Bodies Corporate | | | | | | | | | | | | | | | | | |
| 1 | BHARAT SURVEYOURS PRIVATE LIMITED | AACCB8230A | 1 | 644600 | 0 | 0 | 644600 | 6.48 | 644600 | 0 | 6055300 | 60.86 | 0 | 60.86 | 0 | 0.00 | 0 | 6055300 |
| 2 | JAYANT SECURITIES PRIVATE LIMITED | AABCJ4891J | 1 | 80200 | 0 | 0 | 80200 | 0.81 | 80200 | 0 | 80200 | 0.81 | 0 | 0.81 | 0 | 0.00 | 0 | 80200 |
| 3 | PRAGYA HOLDING (P) LTD. | AADCF8792Q | 1 | 680200 | 0 | 0 | 680200 | 6.84 | 680200 | 0 | 680200 | 6.84 | 0 | 6.84 | 0 | 0.00 | 0 | 680200 |
| 4 | SPECTRUM EQUITY FUND LTD. | AAKCS6652D | 1 | 800100 | 0 | 0 | 800100 | 8.04 | 800100 | 0 | 800100 | 8.04 | 0 | 8.04 | 0 | 0.00 | 0 | 800100 |
| 5 | ANANT PRODUCTS P LTD. | AAFCA0068E | 1 | 820000 | 0 | 0 | 820000 | 8.24 | 820000 | 0 | 820000 | 8.24 | 0 | 8.24 | 0 | 0.00 | 0 | 820000 |
| 6 | KIEV SHARE & STOCK LTD. | AAFCK9917L | 1 | 800000 | 0 | 0 | 800000 | 8.04 | 800000 | 0 | 800000 | 8.04 | 0 | 8.04 | 0 | 0.00 | 0 | 800000 |
| 7 | PREKSHA BUILDERS (P) LTD. | AAACP4275F | 1 | 990100 | 0 | 0 | 990100 | 9.95 | 990100 | 0 | 990100 | 9.95 | 0 | 9.95 | 0 | 0.00 | 0 | 990100 |
| 8 | MAHAPRAGYA DEVELOPERS (P) LTD. | AACCM8076B | 1 | 600000 | 0 | 0 | 600000 | 6.03 | 600000 | 0 | 600000 | 6.03 | 0 | 6.03 | 0 | 0.00 | 0 | 600000 |
| 9 | UNIROYAL TRADE & CONSULTANCY (P) LTD. | AAACU7289Q | 1 | 640100 | 0 | 0 | 640100 | 6.43 | 640100 | 0 | 640100 | 6.43 | 0 | 6.43 | 0 | 0.00 | 0 | 640100 |
| | Sub Total (A)(1) | | 9 | 6055300 | 0 | 0 | 6055300 | 60.86 | 6055300 | 0 | 6055300 | 60.86 | 0 | 60.86 | 0 | 0 | 0 | 6055300 |
| 2 | Foreign | | | | | | | | | | | | | | | | | |
| (a) | Individuals(NRI/Foreign Individuals) | | | | | | | | | | | | | | | | | |
| (b) | Government | | | | | | | | | | | | | | | | | |
| (c) | Institutions | | | | | | | | | | | | | | | | | |
| (d) | Foreign Portfolio Investor | | | | | | | | | | | | | | | | | |
| (e) | Any Other(specify) | | | | | | | | | | | | | | | | | |
| | Sub Total (A)(2) | | | | | | | | | | | | | | | | | |
| | Total Shareholding of Promoter and Promoter Group (A)=(A)(1)+(A)(2) | | 9 | 6055300 | 0 | 0 | 6055300 | 60.86 | 6055300 | 0 | 6055300 | 60.86 | 0 | 60.86 | 0 | 0 | 0 | 6055300 |

Details of Shares which remain unclaimed may be given hear along with details such as number of shareholders, outstanding shares held in demat/unclaimed suspense account, voting rights which are frozen etc.

Note:

- (1) PAN would not be displayed on website of Stock Exchange(s)
- (2) The term "Encumbrance" has the same meaning as assigned under regulation 28(3) of SEBI (Substantial Acquisition of Shares and Takeovers) Regulations, 2011.

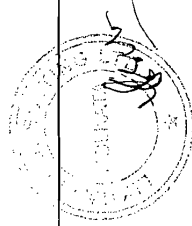


Table III - Statement showing Shareholding Pattern of the Public Shareholder

| Category & Name of the shareholder (I) | PAN (II) | Nos. of share holders (III) | No. of fully paid up equity shares held (IV) | No. of Partly paid-up equity shares held (V) | No. of underlying Depository Receipts (VI) | Total Nos. shares held (VII) = (IV)+(V)+(VI) | Shareholding % calculate as per SCRR 1957 As % of (A+B+C) (VIII) | No of voting Rights held in each class of securities (IX) | | | No of shares underlying convertible Securities (including warrants) (X) | Total Shareholding as a % assuming full conversion of convertible securities (as a % of diluted share capital) (XI) = (VII)+(X) as a % of A+B+C2 | Number of Locked in shares (XII) No. (a) | Number of shares pledged or otherwise encumbered (XIII) No. (a) | Number of equity shares held in dematerialized Form (XIV) |
|--|----------|-----------------------------|--|--|--|--|--|---|---------|---------|---|--|--|---|---|
| | | | | | | | | Class X | Class Y | Total | | | | | |
| 1 | | | | | | | | | | | | | | | |
| (a) Institutions | | | | | | | | | | | | | | | |
| (b) Mutual Funds | | | | | | | | | | | | | | | |
| (c) Venture Capital Funds | | | | | | | | | | | | | | | |
| (d) Alternate Investments Funds | | | | | | | | | | | | | | | |
| (e) Foreign Venture Capital Investors | | | | | | | | | | | | | | | |
| (f) Foreign Portfolio Investors | | | | | | | | | | | | | | | |
| (g) Financial Institutions/Banks | | | | | | | | | | | | | | | |
| (h) Insurance Companies | | | | | | | | | | | | | | | |
| (i) Provident Funds / Pension Funds | | | | | | | | | | | | | | | |
| (j) Any other (specify) | | | | | | | | | | | | | | | |
| Sub Total (B)(1) | | | | | | | | | | | | | | | |
| 2 | | | | | | | | | | | | | | | |
| (a) Central Government/State Government(s)/ President of India | | | | | | | | | | | | | | | |
| (b) Central Govt./State Govt. | | | | | | | | | | | | | | | |
| Sub Total (B)(2) | | | | | | | | | | | | | | | |
| 3 | | | | | | | | | | | | | | | |
| (a) Non-institutions | | | | | | | | | | | | | | | |
| (b) Individual | | | | | | | | | | | | | | | |
| (c) Ind-Hold nominal shr capital upto Rs.2L | | 945 | 226460 | 0 | 0 | 226460 | 2.28 | 226460 | 0 | 226460 | 2.28 | 0 | 0 | 0 | 13298 |
| (d) Ind-Hold nominal shr capital in excess of Rs.2L | | 7 | 455820 | 0 | 0 | 455820 | 4.58 | 455820 | 0 | 455820 | 4.58 | 0 | 0 | 0 | 455820 |
| (e) 1 SUSHILA ANAND FULFAGAR | | | 200000 | 0 | 0 | 200000 | 2.01 | 200000 | 0 | 200000 | 2.01 | 0 | 0 | 0 | 200000 |
| (f) NBFCs Registered with RBI | | 0 | 0 | 0 | 0 | 0 | 0.00 | 0 | 0 | 0 | 0.00 | 0 | 0 | 0 | 0 |
| (g) Employees Trusts | | 0 | 0 | 0 | 0 | 0 | 0.00 | 0 | 0 | 0 | 0.00 | 0 | 0 | 0 | 0 |
| (h) Overseas Depositories (holding DIRs) (balancing figure) | | 0 | 0 | 0 | 0 | 0 | 0.00 | 0 | 0 | 0 | 0.00 | 0 | 0 | 0 | 0 |
| (i) Any Other | | 0 | 0 | 0 | 0 | 0 | 0.00 | 0 | 0 | 0 | 0.00 | 0 | 0 | 0 | 0 |
| e(1) Bodies Corporate | | 8 | 3212420 | 0 | 0 | 3212420 | 32.29 | 3212420 | 0 | 3212420 | 32.29 | 0 | 0 | 0 | 931820 |
| (a) INTERWAVE TRADE & SERVICES LTD. | | 1 | 400000 | 0 | 0 | 400000 | 4.02 | 400000 | 0 | 400000 | 4.02 | 0 | 0 | 0 | 400000 |
| (b) MAVENS BIOTECH LIMITED | | 1 | 400000 | 0 | 0 | 400000 | 4.02 | 400000 | 0 | 400000 | 4.02 | 0 | 0 | 0 | 400000 |
| (c) GOLDEN CREST EDUCATION & SERVICES LTD | | 1 | 400000 | 0 | 0 | 400000 | 4.02 | 400000 | 0 | 400000 | 4.02 | 0 | 0 | 0 | 400000 |
| (d) SHREE TULSI ONLINE .COM LTD | | 1 | 359300 | 0 | 0 | 359300 | 3.61 | 359300 | 0 | 359300 | 3.61 | 0 | 0 | 0 | 359300 |
| (e) PRAGYA BUILDERS PRIVATE LIMITED | | 1 | 130200 | 0 | 0 | 130200 | 1.31 | 130200 | 0 | 130200 | 1.31 | 0 | 0 | 0 | 130200 |
| (f) GREENQUEST TRADE ASSOCIATES LIMITED | | 1 | 1440500 | 0 | 0 | 1440500 | 14.48 | 1440500 | 0 | 1440500 | 14.48 | 0 | 0 | 0 | 1440500 |
| (g) Clearing member | | 0 | 0 | 0 | 0 | 0 | 0.00 | 0 | 0 | 0 | 0.00 | 0 | 0 | 0 | 0 |
| (h) NRIs | | 0 | 0 | 0 | 0 | 0 | 0.00 | 0 | 0 | 0 | 0.00 | 0 | 0 | 0 | 0 |
| (i) Trusts | | 0 | 0 | 0 | 0 | 0 | 0.00 | 0 | 0 | 0 | 0.00 | 0 | 0 | 0 | 0 |
| Sub Total (B)(3) | | 960 | 3894700 | 0 | 0 | 3894700 | 39.14 | 3894700 | 0 | 3894700 | 39.14 | 0 | 0 | 0 | 1400938 |
| Total Public Shareholding (B)=(B)(1)+(2)+(3) | | 960 | 3894700 | 0 | 0 | 3894700 | 39.14 | 3894700 | 0 | 3894700 | 39.14 | 0 | 0 | 0 | 1400938 |

Details of the shareholders acting as persons in Concert including their Shareholding (No. and %):

Details of Shares which remain unclaimed may be given hear along with details such as number of shareholders, outstanding shares held in demat/unclaimed suspense account, voting rights which are frozen etc.

Note:

(1) PAN would not be displayed on website of Stock Exchange(s)

(2) The above format needs to be disclosed along with the name of following persons:

Institutions/Non institutions holding more than 1% of total number of shares.

(3) W.r.t. the information pertaining to Depository receipts, the same may be disclosed in the respective columns to the extent information available and the balance to be disclosed as held by custodian.




Table IV - Statement showing Shareholding Pattern of the Non Promoter - Non Public shareholder

| Category & Name of the shareholder (I) | PAN (II) | Nos. of share holders (III) | No. of fully paid up equity shares held (IV) | No. of Party equity shares held (V) | No. of shares underlying Depository Receipts (VI) | Total Nos. shares held (VII) = (IV)+(V)+(VI) | Shareholding % calculate as per SCRR 1957 As a % of (A+B+C2) (VIII) | No of voting Rights held in each class of securities (IX) | | Total Shareholding as a % assuming full conversion of convertible securities of diluted share capital (XI) = (VII)+(X) as a % of A+B+C2 | Number of Locked in shares (XII) | Number of shares pledged or otherwise encumbered (XIII) | | Number of equity shares held in dematerialized Form (XIV) |
|--|----------|-----------------------------|--|-------------------------------------|---|--|---|---|---------|---|----------------------------------|---|---------------------------------|---|
| | | | | | | | | Class X | Class Y | | | No.(a) | As a % of Total shares held (b) | |
| 1 Custodian/ DR Holder | | | | | | | | | | | | | | |
| (a) GDRs/ADRs/ADFs | | | | | | | | | | | | | | |
| Sub Total (C)(1) | | | | | | | | | | | | | | |
| Employee Benefit Trust (under SEBI (Share Based Employee Benefit) Regulations, 2014) | | | | | | | | | | | | | | |
| 2 Sub Total (C)(2) | | | | | | | | | | | | | | |
| Total Non-Promoter-Non Public Shareholding (C) = (C)(1)+(C)(2) | | | | | | | | | | | | | | |


Note

(1) PAN would not be displayed on website of Stock Exchange(s).

(2) The above format needs to disclose name of all holders holding more than 1% of total number of shares.

(3) W.r.t. the information pertaining to Depository Receipts, the same may be disclosed in the respective columns to the extent information available.

For Likhami Consulting Limited

Pradip Kumar Ghosh
Whole Time Director
DIN: 07799909